



CamelBak Canadian Open Enduro presented by Specialized

Whistler, Canada
10-11 August 2019














RESULTS OVERALL

| Pos | Plate | Name Team | Nat EWS number | Stage 1Q Stage 6 | Pos Pos | Stage 2 | Pos Pos | Stage 3 | Pos Pos | Stage 4 | Pos Pos | Stage 5 | Pos Pos | Penalties | Time | Gap |
|------------|-------|--|-------------------|--|----------------------|-------------------|------------|-------------------|------------|-------------------|------------|-------------------|------------|-----------|-------------------|-------------|
| MEN | | | | | | | | | | | | | | | | |
| 1 | 7 | RUDE Richie Yeti / Fox Shox Factory Team | USA.1995.21739 | <u>0:19:45.61</u> <u>0:07:46.88</u> | <u>1</u> <u>1</u> | 0:05:47.59 | 4 | <u>0:05:13.77</u> | <u>1</u> | 0:09:24.61 | 3 | 0:04:42.83 | 5 | | 0:52:41.29 | |
| 2 | 1 | HILL Sam Chain Reaction Cycles Mavic | AUS.1985.21775 | 0:20:32.82 0:07:50.65 | 5 2 | 0:05:47.02 | 3 | 0:05:26.07 | 4 | <u>0:09:22.90</u> | <u>1</u> | 0:04:37.22 | 2 | | 0:53:36.68 | +0:00:55.39 |
| 3 | 15 | MASTERS Edward Pivot Factory Racing | NZL.1989.22590 | 0:20:45.18 0:08:01.58 | 13 13 | <u>0:05:40.88</u> | <u>1</u> | 0:05:19.95 | 2 | 0:09:25.55 | 4 | 0:04:52.15 | 13 | | 0:54:05.29 | +0:01:24.00 |
| 4 | 22 | DAILLY Adrien Team Lapierre | FRA.1996.21677 | 0:21:03.94 0:07:53.28 | 26 3 | 0:05:42.73 | 2 | 0:05:26.08 | 5 | 0:09:23.81 | 2 | <u>0:04:37.17</u> | <u>1</u> | | 0:54:07.01 | +0:01:25.72 |
| 5 | 12 | GAUVIN Remi Rocky Mountain/Race Face Enduro Team | CAN.1992.21624 | 0:20:41.88 0:08:01.91 | 8 14 | 0:05:59.30 | 8 | 0:05:32.91 | 11 | 0:09:25.85 | 5 | 0:04:55.31 | 18 | | 0:54:37.16 | +0:01:55.87 |
| 6 | 31 | CARLSON Joshua Giant Factory Off-Road Team | AUS.1986.21659 | 0:20:23.73 0:08:01.32 | 3 11 | 0:06:04.43 | 15 | 0:05:29.65 | 9 | 0:09:41.23 | 13 | 0:04:56.90 | 23 | | 0:54:37.26 | +0:01:55.97 |
| 7 | 17 | LAPEYRIE Thomas Orbea Enduro Team | FRA.1990.21601 | 0:20:39.85 0:07:59.91 | 7 8 | 0:05:58.53 | 7 | 0:05:37.73 | 19 | 0:09:39.77 | 8 | 0:04:52.35 | 14 | | 0:54:48.14 | +0:02:06.85 |
| 8 | 27 | WALKER Matthew Pivot Factory Racing | NZL.1990.21846 | 0:20:27.43 0:07:54.38 | 4 5 | 0:06:09.42 | 24 | 0:05:35.33 | 13 | 0:09:50.65 | 25 | 0:04:51.04 | 11 | | 0:54:48.25 | +0:02:06.96 |
| 9 | 3 | NICOLAI Florian Canyon Factory Racing | FRA.1993.21749 | 0:20:58.17 0:08:09.25 | 20 22 | 0:05:54.87 | 5 | 0:05:28.18 | 7 | 0:09:39.94 | 9 | 0:04:49.18 | 10 | | 0:54:59.59 | +0:02:18.30 |
| 10 | 13 | WALLNER Robin Ibis Cycles Enduro Race Team | SWE.1988.21594 | 0:21:03.51 0:08:01.53 | 25 12 | 0:06:03.95 | 13 | 0:05:29.28 | 8 | 0:09:38.77 | 7 | 0:04:46.32 | 7 | | 0:55:03.36 | +0:02:22.07 |
| 11 | 33 | NEER Shawn Yeti / Fox Shox Factory Team | USA.1991.21712 | 0:20:18.15 0:08:03.63 | 2 16 | 0:06:16.18 | 36 | 0:05:49.05 | 41 | 0:09:40.34 | 11 | 0:04:56.73 | 22 | | 0:55:04.08 | +0:02:22.79 |



RESULTS OVERALL

| Pos | Plate | Name Team | Nat EWS number | Stage 1Q Stage 6 | Pos Pos | Stage 2 | Pos Pos | Stage 3 | Pos Pos | Stage 4 | Pos Pos | Stage 5 | Pos Pos | Penalties | Time | Gap |
|------------|-------|---|--|--------------------------|------------|------------|------------|------------|------------|------------|------------|------------|------------|-----------|-------------------|-------------|
| MEN | | | | | | | | | | | | | | | | |
| 12 | 5 | TORDO Dimitri Canyon Factory Racing |  FRA.1993.21764 | 0:21:09.13 0:07:54.08 | 29 4 | 0:06:00.25 | 9 | 0:05:36.10 | 15 | 0:09:40.20 | 10 | 0:04:46.32 | 7 | | 0:55:06.08 | +0:02:24.79 |
| 13 | 28 | CHAPUIS Maxime Specialized Racing Team |  SUI.1994.22784 | 0:20:43.70 0:08:00.77 | 12 10 | 0:06:10.87 | 26 | 0:05:39.35 | 21 | 0:09:43.35 | 14 | 0:04:59.12 | 27 | | 0:55:17.16 | +0:02:35.87 |
| 14 | 34 | TEXTOR Christian |  GER.1990.22845 | 0:20:42.89 0:08:19.72 | 10 33 | 0:06:05.89 | 19 | 0:05:35.92 | 14 | 0:09:45.50 | 17 | 0:04:51.98 | 12 | | 0:55:21.90 | +0:02:40.61 |
| 15 | 14 | JOHANSEN Zakarias Blom Cube Action Team |  SWE.1992.21863 | 0:20:46.61 0:08:10.21 | 17 25 | 0:06:06.10 | 20 | 0:05:38.40 | 20 | 0:09:46.50 | 19 | 0:04:59.70 | 28 | | 0:55:27.52 | +0:02:46.23 |
| 16 | 21 | MIQUEL Kevin |  FRA.1991.21704 | 0:20:59.04 0:08:06.78 | 22 18 | 0:06:04.67 | 17 | 0:05:33.68 | 12 | 0:09:52.30 | 27 | 0:04:53.70 | 17 | | 0:55:30.17 | +0:02:48.88 |
| 17 | 39 | VERNER Rhys Kona Factory Team |  CAN.1997.22407 | 0:20:46.37 0:08:00.58 | 15 9 | 0:06:12.60 | 32 | 0:05:42.65 | 27 | 0:09:44.90 | 15 | 0:05:04.60 | 34 | | 0:55:31.70 | +0:02:50.41 |
| 18 | 18 | BUCHANAN Lewis Ibis Cycles Enduro Race Team |  GBR.1993.21608 | 0:21:13.88 0:08:10.30 | 34 26 | 0:05:57.75 | 6 | 0:05:42.18 | 26 | 0:09:36.50 | 6 | 0:04:55.88 | 20 | | 0:55:36.49 | +0:02:55.20 |
| 19 | 25 | JOHNSON Leigh Pole Enduro Race Team |  GBR.1996.22603 | 0:20:46.00 0:08:14.21 | 14 29 | 0:06:11.89 | 30 | 0:05:42.71 | 28 | 0:09:48.86 | 22 | 0:04:53.35 | 16 | | 0:55:37.02 | +0:02:55.73 |
| 20 | 56 | VEZINA Mckay Giant Factory Off-Road Team |  CAN.1995.21632 | 0:20:33.91 0:08:09.73 | 6 24 | 0:06:19.23 | 39 | 0:05:43.68 | 31 | 0:09:45.04 | 16 | 0:05:06.29 | 38 | | 0:55:37.88 | +0:02:56.59 |
| 21 | 24 | LUCAS Cole BBCL NZ Arapi Enduro Team |  NZL.1998.23013 | 0:20:42.57 0:07:59.28 | 9 7 | 0:06:23.28 | 45 | 0:05:40.50 | 22 | 0:09:51.29 | 26 | 0:05:07.85 | 42 | | 0:55:44.77 | +0:03:03.48 |
| 22 | 8 | SCOTT Mark Santa Cruz |  GBR.1993.21714 | 0:21:03.36 0:08:07.41 | 24 19 | 0:06:07.90 | 22 | 0:05:45.03 | 34 | 0:09:46.91 | 20 | 0:04:55.75 | 19 | | 0:55:46.36 | +0:03:05.07 |



CamelBak Canadian Open Enduro presented by Specialized

Whistler, Canada
10-11 August 2019



RESULTS OVERALL

| Pos | Plate | Name Team | Nat EWS number | Stage 1Q Stage 6 | Pos Pos | Stage 2 | Pos Pos | Stage 3 | Pos Pos | Stage 4 | Pos Pos | Stage 5 | Pos Pos | Penalties | Time | Gap |
|------------|-------|--|--------------------|--------------------------|------------|------------|------------|------------|------------|------------|------------|------------|------------|-----------|-------------------|-------------|
| MEN | | | | | | | | | | | | | | | | |
| 23 | 30 | STUTTARD Mathew | GBR.1993.21661 | 0:21:00.80 0:08:24.36 | 23 35 | 0:06:13.58 | 34 | 0:05:30.83 | 10 | 0:09:56.72 | 32 | 0:04:45.58 | 6 | | 0:55:51.87 | +0:03:10.58 |
| 24 | 36 | PIGEON Hugo | FRA.1996.23507 | 0:21:09.50 0:08:11.29 | 31 27 | 0:06:11.43 | 28 | 0:05:44.08 | 33 | 0:09:47.60 | 21 | 0:04:56.17 | 21 | | 0:56:00.07 | +0:03:18.78 |
| 25 | 55 | BOOKER Daniel | AUS.1997.25378 | 0:21:22.06 0:08:07.46 | 45 20 | 0:06:00.57 | 10 | 0:05:45.65 | 36 | 0:09:41.06 | 12 | 0:05:10.62 | 47 | | 0:56:07.42 | +0:03:26.13 |
| 26 | 29 | BURNS CONTRERAS Pedro Trek Factory Racing | CHI.1997.21729 | 0:20:57.06 0:08:18.93 | 19 31 | 0:06:12.72 | 33 | 0:05:43.58 | 30 | 0:09:59.80 | 36 | 0:04:58.63 | 26 | | 0:56:10.72 | +0:03:29.43 |
| 27 | 41 | PERSAK Vid Orbea Enduro Team | SLO.1996.22810 | 0:21:19.01 0:08:02.72 | 39 15 | 0:06:28.66 | 52 | 0:05:45.60 | 35 | 0:09:54.79 | 29 | 0:04:41.50 | 3 | | 0:56:12.28 | +0:03:30.99 |
| 28 | 32 | GARAY TAMAYO Iago Santa Cruz | ESP.1991.21707 | 0:21:20.11 0:08:05.13 | 41 17 | 0:06:11.98 | 31 | 0:05:36.33 | 17 | 0:09:57.47 | 33 | 0:05:04.39 | 33 | | 0:56:15.41 | +0:03:34.12 |
| 29 | 9 | MELAMED Jesse Rocky Mountain/Race Face Enduro Team | CAN.1992.21596 | 0:22:05.90 0:07:57.63 | 78 6 | 0:06:04.02 | 14 | 0:05:25.35 | 3 | 0:09:49.90 | 23 | 0:04:53.30 | 15 | | 0:56:16.10 | +0:03:34.81 |
| 30 | 58 | OSTROSKI Peter Rocky Mountain/Race Face Enduro Team | USA.1989.21717 | 0:21:21.51 0:08:15.70 | 43 30 | 0:06:11.52 | 29 | 0:05:41.42 | 23 | 0:09:55.00 | 30 | 0:05:01.00 | 30 | | 0:56:26.15 | +0:03:44.86 |
| 31 | 40 | HEAP Elliott Chain Reaction Cycles Mavic | GBR.1998.21783 | 0:21:23.13 0:08:09.57 | 48 23 | 0:06:09.08 | 23 | 0:05:47.30 | 38 | 0:10:02.70 | 38 | 0:04:58.33 | 25 | | 0:56:30.11 | +0:03:48.82 |
| 32 | 38 | GRANT Kelan Chain Reaction Cycles Mavic | IRL.1993.21773 | 0:21:32.60 0:08:07.49 | 53 21 | 0:06:07.60 | 21 | 0:05:43.80 | 32 | 0:09:54.75 | 28 | 0:05:06.12 | 36 | | 0:56:32.36 | +0:03:51.07 |
| 33 | 37 | OSBORNE Marco | USA.1992.21762 | 0:21:18.68 0:08:25.43 | 38 37 | 0:06:19.47 | 40 | 0:05:46.15 | 37 | 0:10:00.00 | 37 | 0:04:48.25 | 9 | | 0:56:37.98 | +0:03:56.69 |





CamelBak Canadian Open Enduro presented by Specialized

Whistler, Canada
10-11 August 2019















RESULTS OVERALL

| Pos | Plate | Name Team | Nat EWS number | Stage 1Q Stage 6 | Pos Pos | Stage 2 | Pos Pos | Stage 3 | Pos Pos | Stage 4 | Pos Pos | Stage 5 | Pos Pos | Penalties | Time | Gap |
|------------|-------|---|-------------------|--------------------------|------------|------------|------------|------------|------------|------------|------------|------------|------------|-----------|-------------------|-------------|
| MEN | | | | | | | | | | | | | | | | |
| 34 | 51 | MURRAY Charles BBCL NZ Arapi Enduro Team | NZL.1996.22752 | 0:20:56.71 0:08:27.01 | 18 40 | 0:06:28.22 | 51 | 0:05:37.60 | 18 | 0:10:10.01 | 42 | 0:04:59.90 | 29 | | 0:56:39.45 | +0:03:58.16 |
| 35 | 43 | SELF Daniel | NZL.1998.21834 | 0:21:21.07 0:08:19.36 | 42 32 | 0:06:17.38 | 37 | 0:05:41.44 | 24 | 0:10:18.65 | 47 | 0:05:02.07 | 32 | | 0:56:59.97 | +0:04:18.68 |
| 36 | 49 | NATION Joseph Pole Enduro Race Team | NZL.1989.21670 | 0:21:09.21 0:08:30.47 | 30 45 | 0:06:28.17 | 50 | 0:05:48.52 | 40 | 0:10:09.98 | 41 | 0:05:11.48 | 48 | | 0:57:17.83 | +0:04:36.54 |
| 37 | 116 | NEWELL Jake | AUS.1993.24612 | 0:21:30.16 0:08:14.11 | 52 28 | 0:06:22.69 | 43 | 0:06:08.95 | 71 | 0:09:50.00 | 24 | 0:05:15.00 | 52 | | 0:57:20.91 | +0:04:39.62 |
| 38 | 47 | TORRALBA GARASA Gabriel Orbea Enduro Team | ESP.1997.21633 | 0:21:24.59 0:08:31.93 | 49 48 | 0:06:28.67 | 53 | 0:05:43.40 | 29 | 0:10:03.79 | 39 | 0:05:09.03 | 44 | | 0:57:21.41 | +0:04:40.12 |
| 39 | 79 | SCOTT Nicholas | CAN.1987.23586 | 0:20:58.42 0:08:28.18 | 21 41 | 0:06:22.38 | 42 | 0:05:47.30 | 38 | 0:10:35.75 | 67 | 0:05:13.50 | 51 | | 0:57:25.53 | +0:04:44.24 |
| 40 | 69 | MYSIK Milan | CZE.1993.22051 | 0:21:21.51 0:08:31.91 | 43 47 | 0:06:27.10 | 47 | 0:05:53.95 | 43 | 0:10:11.75 | 43 | 0:05:01.23 | 31 | | 0:57:27.45 | +0:04:46.16 |
| 41 | 100 | WIGHT Spencer | CAN.1995.22125 | 0:21:36.58 0:08:31.98 | 57 49 | 0:06:04.45 | 16 | 0:05:57.52 | 50 | 0:09:58.00 | 35 | 0:05:20.93 | 60 | | 0:57:29.46 | +0:04:48.17 |
| 42 | 81 | TRAINER Myles | USA.1992.22401 | 0:21:28.96 0:08:30.24 | 51 44 | 0:06:19.00 | 38 | 0:06:01.04 | 57 | 0:10:06.95 | 40 | 0:05:08.88 | 43 | | 0:57:35.07 | +0:04:53.78 |
| 43 | 42 | KELLEY Cody | USA.1994.21757 | 0:21:06.37 0:08:24.95 | 28 36 | 0:06:46.20 | 79 | 0:05:56.65 | 49 | 0:10:14.42 | 44 | 0:05:07.30 | 40 | | 0:57:35.89 | +0:04:54.60 |
| 44 | 57 | KEENE Curtis | USA.1979.21699 | 0:20:42.99 0:08:30.01 | 11 43 | 0:06:52.67 | 82 | 0:05:55.90 | 48 | 0:10:24.98 | 54 | 0:05:15.25 | 53 | | 0:57:41.80 | +0:05:00.51 |



RESULTS OVERALL

| Pos | Plate | Name Team | Nat EWS number | Stage 1Q Stage 6 | Pos Pos | Stage 2 | Pos Pos | Stage 3 | Pos Pos | Stage 4 | Pos Pos | Stage 5 | Pos Pos | Penalties | Time | Gap |
|------------|-------|---|---|--------------------------|------------|------------|------------|------------|------------|------------|------------|------------|------------|-----------|-------------------|-------------|
| MEN | | | | | | | | | | | | | | | | |
| 45 | 59 | KANGAS Alexander |  SWE.1990.22409 | 0:21:38.33 0:08:31.74 | 60 46 | 0:06:24.28 | 46 | 0:06:00.34 | 56 | 0:10:17.23 | 45 | 0:05:06.83 | 39 | | 0:57:58.75 | +0:05:17.46 |
| 46 | 123 | GAYTON Shane |  AUS.1982.22739 | 0:21:18.14 0:08:25.68 | 37 38 | 0:06:40.31 | 67 | 0:06:07.43 | 68 | 0:10:21.98 | 51 | 0:05:22.74 | 63 | | 0:58:16.28 | +0:05:34.99 |
| 47 | 26 | WILDHABER Gustav Cube Action Team |  SUI.1988.21848 | 0:20:46.43 0:11:03.99 | 16 98 | 0:06:02.83 | 12 | 0:05:36.27 | 16 | 0:09:45.75 | 18 | 0:05:07.62 | 41 | | 0:58:22.89 | +0:05:41.60 |
| 48 | 85 | VAUGHAN Gavin |  USA.1986.22711 | 0:21:47.24 0:08:30.00 | 61 42 | 0:06:28.05 | 49 | 0:06:10.27 | 74 | 0:10:24.60 | 53 | 0:05:04.98 | 35 | | 0:58:25.14 | +0:05:43.85 |
| 49 | 76 | COUNTRYMAN Scott |  USA.1992.22411 | 0:21:33.77 0:08:36.28 | 54 54 | 0:06:41.22 | 69 | 0:05:59.52 | 54 | 0:10:32.00 | 64 | 0:05:12.25 | 50 | | 0:58:35.04 | +0:05:53.75 |
| 50 | 60 | WOLFE Daniel |  IRL.1988.22250 | 0:22:01.08 0:08:40.77 | 73 57 | 0:06:34.77 | 62 | 0:05:55.28 | 47 | 0:10:17.60 | 46 | 0:05:09.11 | 45 | | 0:58:38.61 | +0:05:57.32 |
| 51 | 122 | DEL BOSCO Christopher |  CAN.1982.23321 | 0:21:17.92 0:08:57.03 | 36 78 | 0:06:32.90 | 59 | 0:06:05.33 | 64 | 0:10:20.84 | 49 | 0:05:26.35 | 68 | | 0:58:40.37 | +0:05:59.08 |
| 52 | 80 | MORTON Ted |  CAN.1987.22080 | 0:21:36.13 0:08:46.96 | 56 63 | 0:06:27.37 | 48 | 0:06:04.16 | 62 | 0:10:27.26 | 59 | 0:05:20.03 | 58 | | 0:58:41.91 | +0:06:00.62 |
| 53 | 61 | KOEN Matthew |  USA.1998.22470 | 0:22:02.38 0:08:41.13 | 76 58 | 0:06:23.05 | 44 | 0:05:59.48 | 53 | 0:10:25.60 | 55 | 0:05:19.80 | 57 | | 0:58:51.44 | +0:06:10.15 |
| 54 | 70 | CHIANG Dan Sheng-Shan |  TPE.1994.22315 | 0:21:56.95 0:08:41.94 | 69 59 | 0:06:35.95 | 63 | 0:06:07.02 | 66 | 0:10:30.64 | 62 | 0:05:06.21 | 37 | | 0:58:58.71 | +0:06:17.42 |
| 55 | 106 | GODBOUT Didier |  CAN.1985.25337 | 0:22:03.84 0:08:37.28 | 77 55 | 0:06:37.98 | 65 | 0:06:03.22 | 60 | 0:10:30.38 | 61 | 0:05:21.15 | 61 | | 0:59:13.85 | +0:06:32.56 |
| 56 | 90 | RATHKAMP Spencer |  USA.1994.25258 | 0:21:10.77 0:08:48.95 | 33 64 | 0:07:01.57 | 93 | 0:05:55.09 | 46 | 0:10:41.75 | 76 | 0:05:37.65 | 81 | | 0:59:15.78 | +0:06:34.49 |



CamelBak Canadian Open Enduro presented by Specialized

Whistler, Canada
10-11 August 2019



RESULTS OVERALL

| Pos | Plate | Name Team | Nat EWS number | Stage 1Q Stage 6 | Pos Pos | Stage 2 | Pos Pos | Stage 3 | Pos Pos | Stage 4 | Pos Pos | Stage 5 | Pos Pos | Penalties | Time | Gap |
|------------|-------|---|-------------------|--------------------------|------------|------------|------------|------------|------------|------------|------------|------------|------------|-----------|-------------------|-------------|
| MEN | | | | | | | | | | | | | | | | |
| 57 | 68 | MARFURT Silvan | SUI.1988.22319 | 0:22:16.41 0:08:33.63 | 82 51 | 0:06:43.35 | 73 | 0:06:05.57 | 65 | 0:10:20.35 | 48 | 0:05:16.92 | 55 | | 0:59:16.23 | +0:06:34.94 |
| 58 | 74 | POWELL Seamus | USA.1990.22377 | 0:21:28.23 0:08:53.39 | 50 70 | 0:07:03.10 | 94 | 0:05:58.87 | 52 | 0:10:38.90 | 69 | 0:05:17.45 | 56 | | 0:59:19.94 | +0:06:38.65 |
| 59 | 78 | JACKSON Lee | CAN.1995.21640 | 0:21:37.35 0:08:32.19 | 58 50 | 0:06:56.62 | 87 | 0:06:10.05 | 72 | 0:10:22.60 | 52 | 0:05:42.85 | 87 | | 0:59:21.66 | +0:06:40.37 |
| 60 | 67 | PUTZENLECHNER Leonhard | GER.1993.22199 | 0:21:57.68 0:08:51.90 | 71 67 | 0:06:31.82 | 57 | 0:06:18.22 | 86 | 0:10:32.56 | 65 | 0:05:09.65 | 46 | | 0:59:21.83 | +0:06:40.54 |
| 61 | 71 | FORBES Benjamin | AUS.1994.22943 | 0:21:33.84 0:08:27.00 | 55 39 | 0:06:57.30 | 88 | 0:06:03.48 | 61 | 0:10:39.46 | 71 | 0:05:48.96 | 88 | | 0:59:30.04 | +0:06:48.75 |
| 62 | 89 | HLOWKO Alex | GBR.1990.21357 | 0:21:57.11 0:08:44.91 | 70 61 | 0:06:42.65 | 71 | 0:06:10.49 | 75 | 0:10:40.04 | 72 | 0:05:15.82 | 54 | | 0:59:31.02 | +0:06:49.73 |
| 63 | 75 | SMITH Jimmy | USA.1994.22251 | 0:21:48.23 0:08:55.16 | 62 74 | 0:06:43.17 | 72 | 0:05:58.85 | 51 | 0:10:41.25 | 75 | 0:05:25.17 | 65 | | 0:59:31.83 | +0:06:50.54 |
| 64 | 101 | BURKE Felix | CAN.1996.31858 | 0:22:11.49 0:08:52.94 | 81 69 | 0:06:38.83 | 66 | 0:05:55.07 | 45 | 0:10:26.64 | 56 | 0:05:27.50 | 72 | | 0:59:32.47 | +0:06:51.18 |
| 65 | 94 | CODNER Mitchell | AUS.1992.24605 | 0:21:38.30 0:08:56.37 | 59 77 | 0:06:55.82 | 85 | 0:06:12.85 | 81 | 0:10:26.69 | 57 | 0:05:32.00 | 77 | | 0:59:42.03 | +0:07:00.74 |
| 66 | 115 | HOBBS Ben | USA.1992.22537 | 0:21:51.98 0:08:46.32 | 68 62 | 0:06:45.65 | 78 | 0:06:11.30 | 77 | 0:10:31.03 | 63 | 0:05:37.35 | 80 | | 0:59:43.63 | +0:07:02.34 |
| 67 | 50 | SHAW Samuel BBCL NZ Arapi Enduro Team | NZL.1992.22931 | 0:22:02.15 0:08:38.67 | 75 56 | 0:07:00.15 | 90 | 0:06:14.20 | 84 | 0:10:34.35 | 66 | 0:05:20.62 | 59 | | 0:59:50.14 | +0:07:08.85 |





CamelBak Canadian Open Enduro presented by Specialized

Whistler, Canada
10-11 August 2019



RESULTS OVERALL

| Pos | Plate | Name Team | Nat EWS number | Stage 1Q Stage 6 | Pos Pos | Stage 2 | Pos Pos | Stage 3 | Pos Pos | Stage 4 | Pos Pos | Stage 5 | Pos Pos | Penalties | Time | Gap |
|------------|-------|--|-------------------|--------------------------|------------|------------|------------|------------|------------|------------|------------|------------|------------|-----------|-------------------|-------------|
| MEN | | | | | | | | | | | | | | | | |
| 68 | 111 | OLIVER Craig | NZL.1995.23141 | 0:21:49.80 0:08:58.75 | 64 81 | 0:06:43.55 | 75 | 0:06:12.37 | 80 | 0:10:47.28 | 79 | 0:05:26.34 | 67 | | 0:59:58.09 | +0:07:16.80 |
| 69 | 124 | WOLSKY Dylan | AUS.1983.21885 | 0:21:51.16 0:08:54.54 | 66 71 | 0:06:56.05 | 86 | 0:06:11.45 | 78 | 0:10:50.80 | 81 | 0:05:23.52 | 64 | | 1:00:07.52 | +0:07:26.23 |
| 70 | 62 | THEW Trevor | CAN.1993.22191 | 0:22:00.93 0:08:49.66 | 72 66 | 0:06:36.62 | 64 | 0:06:01.27 | 58 | 0:10:41.10 | 74 | 0:06:00.46 | 94 | | 1:00:10.04 | +0:07:28.75 |
| 71 | 52 | MCMILLAN David | AUS.1994.24437 | 0:22:02.03 0:08:35.93 | 74 53 | 0:06:51.83 | 80 | 0:06:11.55 | 79 | 0:10:52.88 | 82 | 0:05:36.62 | 79 | | 1:00:10.84 | +0:07:29.55 |
| 72 | 86 | MCANDREW Alex | USA.1990.22928 | 0:22:22.66 0:09:06.61 | 83 86 | 0:06:42.44 | 70 | 0:06:04.22 | 63 | 0:10:45.30 | 77 | 0:05:21.44 | 62 | | 1:00:22.67 | +0:07:41.38 |
| 73 | 64 | OVALLE VERGARA Antonio | CHI.1991.22485 | 0:21:50.10 0:08:54.65 | 65 73 | 0:06:51.85 | 81 | 0:06:11.28 | 76 | 0:10:39.32 | 70 | 0:05:57.67 | 92 | | 1:00:24.87 | +0:07:43.58 |
| 74 | 84 | SAMPSON Thomas | USA.1989.22982 | 0:21:49.13 0:08:57.99 | 63 80 | 0:07:04.21 | 95 | 0:06:02.77 | 59 | 0:11:04.65 | 88 | 0:05:38.05 | 82 | | 1:00:36.80 | +0:07:55.51 |
| 75 | 109 | HAYDEN Teddy | USA.1998.25037 | 0:22:27.54 0:08:55.35 | 84 76 | 0:06:31.45 | 56 | 0:06:07.05 | 67 | 0:11:09.66 | 90 | 0:05:33.10 | 78 | | 1:00:44.15 | +0:08:02.86 |
| 76 | 88 | ROBERTS Philip | GBR.1987.23433 | 0:22:45.78 0:08:55.18 | 92 75 | 0:06:34.03 | 60 | 0:06:21.82 | 92 | 0:10:40.65 | 73 | 0:05:29.17 | 74 | | 1:00:46.63 | +0:08:05.34 |
| 77 | 112 | GREGORY Bryan | CAN.1995.21604 | 0:22:27.98 0:08:57.42 | 85 79 | 0:06:43.43 | 74 | 0:06:19.72 | 89 | 0:10:56.28 | 85 | 0:05:26.48 | 69 | | 1:00:51.31 | +0:08:10.02 |
| 78 | 91 | MASTRANGELO Blake | USA.1995.22794 | 0:22:45.83 0:08:43.85 | 93 60 | 0:06:45.00 | 77 | 0:06:15.56 | 85 | 0:10:54.23 | 84 | 0:05:31.67 | 76 | | 1:00:56.14 | +0:08:14.85 |
| 79 | 48 | CALLAGHAN Killian Specialized Racing Team | IRL.1997.21769 | 0:24:36.51 0:08:34.15 | 105 52 | 0:06:30.30 | 55 | 0:05:53.46 | 42 | 0:09:57.79 | 34 | 0:05:41.28 | 85 | | 1:01:13.49 | +0:08:32.20 |












Timing and results by SPORTident

created on 11.08.2019 19:48:17

7/22



RESULTS OVERALL

| Pos | Plate | Name Team | Nat EWS number | Stage 1Q Stage 6 | Pos Pos | Stage 2 | Pos Pos | Stage 3 | Pos Pos | Stage 4 | Pos Pos | Stage 5 | Pos Pos | Penalties | Time | Gap |
|------------|-------|--------------------------------------|---|--------------------------|------------|------------|------------|------------|------------|------------|------------|------------|------------|------------|-------------------|-------------|
| MEN | | | | | | | | | | | | | | | | |
| 80 | 102 | PRICE Adam |  GBR.1990.24601 | 0:22:11.16 0:09:50.82 | 80 92 | 0:07:00.42 | 92 | 0:06:08.93 | 70 | 0:10:48.68 | 80 | 0:05:27.07 | 71 | | 1:01:27.08 | +0:08:45.79 |
| 81 | 99 | PEARCE Merin |  | 0:22:35.89 0:10:23.75 | 87 96 | 0:06:34.57 | 61 | 0:06:07.92 | 69 | 0:10:29.05 | 60 | 0:05:25.73 | 66 | | 1:01:36.91 | +0:08:55.62 |
| 82 | 108 | HINDS Christopher |  AUS.1998.25264 | 0:22:47.50 0:08:59.05 | 94 82 | 0:07:13.75 | 101 | 0:06:19.27 | 88 | 0:10:58.60 | 86 | 0:05:29.67 | 75 | | 1:01:47.84 | +0:09:06.55 |
| 83 | 65 | JAQUE GONZALEZ Milciades Rodolfo |  CHI.1991.21656 | 0:22:09.33 0:08:52.57 | 79 68 | 0:07:14.73 | 102 | 0:06:33.90 | 96 | 0:11:17.56 | 91 | 0:05:53.34 | 89 | | 1:02:01.43 | +0:09:20.14 |
| 84 | 66 | MIRANDA LABORNE MATTIOLI Leonardo |  BRA.1984.23024 | 0:22:41.35 0:08:49.05 | 88 65 | 0:07:08.16 | 100 | 0:06:22.37 | 94 | 0:11:22.40 | 92 | 0:05:39.25 | 83 | | 1:02:02.58 | +0:09:21.29 |
| 85 | 97 | JOYE Cameron |  USA.1998.21721 | 0:23:41.12 0:09:03.03 | 102 84 | 0:06:41.10 | 68 | 0:06:18.80 | 87 | 0:10:52.93 | 83 | 0:05:28.20 | 73 | | 1:02:05.18 | +0:09:23.89 |
| 86 | 98 | LAMONT Mahon |  CAN.1996.31222 | 0:22:51.65 0:08:59.68 | 95 83 | 0:06:55.18 | 84 | 0:06:10.07 | 73 | 0:10:37.10 | 68 | 0:05:40.63 | 84 | 0:01:00.00 | 1:02:14.31 | +0:09:33.02 |
| 87 | 104 | KOKKONEN Leo |  FIN.1980.24823 | 0:23:28.82 0:09:13.07 | 101 87 | 0:06:59.16 | 89 | 0:06:30.05 | 95 | 0:11:03.13 | 87 | 0:05:26.94 | 70 | | 1:02:41.17 | +0:09:59.88 |
| 88 | 93 | HABICHT David |  AUS.1990.25349 | 0:22:34.97 0:09:35.63 | 86 91 | 0:07:05.55 | 98 | 0:06:20.73 | 90 | 0:10:45.71 | 78 | 0:06:21.60 | 97 | | 1:02:44.19 | +0:10:02.90 |
| 89 | 63 | POLONI Tobia |  ITA.1991.21797 | 0:22:43.07 0:09:27.28 | 89 88 | 0:07:04.92 | 97 | 0:06:22.07 | 93 | 0:11:08.71 | 89 | 0:06:01.33 | 95 | | 1:02:47.38 | +0:10:06.09 |
| 90 | 118 | DINAPOLI Nick |  USA.1994.22782 | 0:22:45.75 0:09:30.70 | 91 89 | 0:07:00.23 | 91 | 0:06:21.27 | 91 | 0:11:46.00 | 95 | 0:05:57.30 | 91 | | 1:03:21.25 | +0:10:39.96 |



CamelBak Canadian Open Enduro presented by Specialized

Whistler, Canada
10-11 August 2019














RESULTS OVERALL

| Pos | Plate | Name Team | Nat EWS number | Stage 1Q Stage 6 | Pos Pos | Stage 2 | Pos Pos | Stage 3 | Pos Pos | Stage 4 | Pos Pos | Stage 5 | Pos Pos | Penalties | Time | Gap |
|------------|-------|--|-------------------|--------------------------|------------|------------|------------|------------|------------|------------|------------|------------|------------|-----------|-------------------|-------------|
| MEN | | | | | | | | | | | | | | | | |
| 91 | 10 | DENIAUD Youn Giant Factory Off-Road Team | FRA.1996.22994 | 0:28:23.89 0:08:19.97 | 110 34 | 0:06:15.80 | 35 | 0:05:41.57 | 25 | 0:09:56.23 | 31 | 0:04:56.93 | 24 | | 1:03:34.39 | +0:10:53.10 |
| 92 | 120 | MOESLE Niklaus | SUI.1985.22800 | 0:23:12.23 0:09:35.30 | 98 90 | 0:07:04.88 | 96 | 0:06:36.55 | 97 | 0:11:30.60 | 93 | 0:05:53.94 | 90 | | 1:03:53.50 | +0:11:12.21 |
| 93 | 119 | ZIETSMAN Martin | RSA.1984.22399 | 0:23:16.83 0:08:54.63 | 99 72 | 0:07:36.18 | 104 | 0:06:51.08 | 99 | 0:11:39.45 | 94 | 0:05:58.46 | 93 | | 1:04:16.63 | +0:11:35.34 |
| 94 | 105 | GILLESPIE Kyle | USA.1980.25670 | 0:23:16.98 0:09:53.08 | 100 93 | 0:07:45.32 | 105 | 0:06:44.88 | 98 | 0:11:48.18 | 96 | 0:06:04.65 | 96 | | 1:05:33.09 | +0:12:51.80 |
| 95 | 72 | MUDD Graeme | AUS.1993.24835 | 0:26:45.93 0:10:26.75 | 108 97 | 0:07:07.40 | 99 | 0:06:13.85 | 83 | 0:10:27.23 | 58 | 0:05:41.72 | 86 | | 1:06:42.88 | +0:14:01.59 |
| 96 | 110 | CLAYTON Steve | USA.1995.24535 | 0:23:48.53 0:10:01.83 | 103 94 | 0:08:04.70 | 106 | 0:07:28.37 | 101 | 0:12:52.42 | 97 | 0:06:46.91 | 98 | | 1:09:02.76 | +0:16:21.47 |
| 97 | 117 | JONES Colten | USA.1998.23356 | 0:24:31.98 0:10:15.00 | 104 95 | 0:08:59.48 | 107 | 0:07:47.17 | 102 | 0:13:02.58 | 98 | 0:07:51.04 | 99 | | 1:12:27.25 | +0:19:45.96 |
| 98 | 6 | CALLAGHAN Greg Cube Action Team | IRL.1991.21827 | 0:27:55.74 0:22:12.32 | 109 99 | 0:06:00.75 | 11 | 0:05:27.32 | 6 | 0:17:01.66 | 100 | 0:04:42.43 | 4 | | 1:23:20.22 | +0:30:38.93 |
| DNF | 44 | PESENTI Marcello | ITA.1994.21853 | 0:09:04.02 | 85 | 0:06:20.11 | 41 | 0:06:00.04 | 55 | 0:10:21.18 | 50 | 0:05:12.05 | 49 | | | |
| DNF | 11 | BORGES Jose Miranda Racing Team | POR.1990.21669 | 0:21:51.90 | 67 | 0:06:05.34 | 18 | 0:05:54.52 | 44 | 0:13:37.08 | 99 | | | | | |
| DNF | 35 | GALY Theo | FRA.1990.21691 | 0:21:10.32 | 32 | 0:06:10.91 | 27 | 0:06:13.60 | 82 | | | | | | | |
| DNF | 45 | TRABAC Elliot | FRA.1996.21710 | 0:21:16.02 | 35 | 0:06:09.77 | 25 | 0:07:26.84 | 100 | | | | | | | |



RESULTS OVERALL

| Pos | Plate | Name Team | Nat EWS number | Stage 1Q Stage 6 | Pos Pos | Stage 2 | Pos Pos | Stage 3 | Pos Pos | Stage 4 | Pos Pos | Stage 5 | Pos Pos | Penalties | Time | Gap |
|------------|-------|--|---|---------------------|------------|------------|------------|------------|------------|---------|------------|---------|------------|-----------|------|-----|
| DNF | 92 | PICCHIOTTINO Cole |  USA.1995.24594 | 0:21:19.34 | 40 | 0:06:55.15 | 83 | 0:07:48.25 | 103 | | | | | | | |
| DNF | 82 | ROBBINS Adam |  CAN.1998.22150 | 0:21:22.73 | 46 | 0:06:43.98 | 76 | 0:12:19.50 | 104 | | | | | | | |
| DNF | 23 | WRIGHT Keegan Unior Devinci Factory Racing |  NZL.1996.21734 | 0:21:23.10 | 47 | 0:06:28.73 | 54 | | | | | | | | | |
| DNF | 77 | SHAW Daniel |  CAN.1997.21882 | 0:21:05.65 | 27 | 0:06:32.77 | 58 | | | | | | | | | |
| DNF | 113 | LETAK Petr |  CZE.1993.23009 | 0:22:43.88 | 90 | 0:07:15.80 | 103 | | | | | | | | | |
| DNF | 114 | MEHURON Zach |  USA.1996.24403 | 0:22:57.14 | 96 | | | | | | | | | | | |
| DNF | 107 | LEE Michael |  USA.1988.23212 | 0:23:09.37 | 97 | | | | | | | | | | | |
| DNF | 87 | PADDON Jake |  NZL.1995.21841 | 0:24:51.77 | 106 | | | | | | | | | | | |
| DNF | 73 | LOMBARDI Matthew |  RSA.1997.25034 | 0:25:01.10 | 107 | | | | | | | | | | | |
| DNF | 54 | LEYEN Max |  CAN.1997.22927 | 0:33:21.05 | 111 | | | | | | | | | | | |
| DNF | 53 | EISWALD Carson Yeti / Fox Shox Factory DEVO Race Team |  USA.1993.22253 | | | | | | | | | | | | | |



CamelBak Canadian Open Enduro presented by Specialized

Whistler, Canada
10-11 August 2019



RESULTS OVERALL

| Pos | Plate | Name Team | Nat EWS number | Stage 1Q Stage 6 | Pos Pos | Stage 2 | Pos Pos | Stage 3 | Pos Pos | Stage 4 | Pos Pos | Stage 5 | Pos Pos | Penalties | Time | Gap | |
|-------------------------|-------|--|-------------------|--|------------|------------|------------|-------------------|------------|-------------------|------------|-------------------|------------|-----------|-------------------|-------------|--|
| MEN | | | | | | | | | | | | | | | | | |
| DNF | 46 | SERVANT Camille | FRA.1994.22691 | | | | | | | | | | | | | | |
| DNS | 96 | BROWN Torsenn | USA.1997.22183 | | | | | | | | | | | | | | |
| DNS | 121 | LUDENIA David | AUS.1989.22791 | | | | | | | | | | | | | | |
| MEN Master 40+ | | | | | | | | | | | | | | | | | |
| 1 | 702 | RAVANEL Cedric Commencal Vallnord Enduro Racing Team | FRA.1978.21894 | <u>0:21:22.31</u> <u>0:08:27.46</u> | 1 1 | 0:06:27.55 | 2 | <u>0:06:00.37</u> | 1 | <u>0:10:19.40</u> | 1 | 0:05:18.11 | 2 | | 0:57:55.20 | | |
| 2 | 701 | AMOUR Karim Miranda Racing Team | FRA.1975.21696 | 0:21:30.85 0:08:38.88 | 2 2 | 0:06:27.55 | 1 | 0:06:21.05 | 3 | 0:10:32.20 | 2 | 0:05:21.60 | 3 | | 0:58:45.45 | +0:00:50.25 | |
| 3 | 709 | GAIRIN Cesar | ESP.1977.22557 | 0:22:25.40 0:08:48.70 | 3 3 | 0:06:29.55 | 3 | 0:06:00.40 | 2 | 0:10:59.43 | 4 | <u>0:05:13.13</u> | 1 | | 0:59:56.61 | +0:02:01.41 | |
| 4 | 710 | LAWWILL Joe | USA.1970.24749 | 0:22:37.00 0:09:05.64 | 4 4 | 0:07:06.35 | 8 | 0:06:39.08 | 7 | 0:10:52.65 | 3 | 0:05:52.20 | 8 | | 1:02:12.92 | +0:04:17.72 | |
| 5 | 705 | BRODERICK Michael | USA.1973.22376 | 0:22:49.79 0:09:13.00 | 6 7 | 0:07:21.80 | 12 | 0:06:34.39 | 6 | 0:11:17.50 | 8 | 0:05:42.93 | 5 | | 1:02:59.41 | +0:05:04.21 | |
| 6 | 706 | BEESTON Jeffrey | AUS.1978.22922 | 0:23:15.64 0:09:11.78 | 11 5 | 0:07:03.53 | 7 | 0:06:28.82 | 5 | 0:11:14.38 | 7 | 0:05:52.15 | 7 | | 1:03:06.30 | +0:05:11.10 | |
| 7 | 723 | LEECH Ryan | USA.1977.24433 | 0:23:05.18 0:09:36.75 | 8 12 | 0:07:09.00 | 9 | 0:06:28.45 | 4 | 0:11:13.32 | 5 | 0:05:41.57 | 4 | | 1:03:14.27 | +0:05:19.07 | |
| 8 | 708 | JENSEN Shane | CAN.1978.31229 | 0:22:38.80 0:09:12.12 | 5 6 | 0:06:55.20 | 4 | 0:07:22.50 | 20 | 0:11:53.57 | 14 | 0:05:55.65 | 12 | | 1:03:57.84 | +0:06:02.64 | |

Timing and results by SPORTident

created on 11.08.2019 19:48:17

11/22





CamelBak Canadian Open Enduro presented by Specialized

Whistler, Canada
10-11 August 2019



RESULTS OVERALL

| Pos | Plate | Name Team | Nat EWS number | Stage 1Q Stage 6 | Pos Pos | Stage 2 | Pos Pos | Stage 3 | Pos Pos | Stage 4 | Pos Pos | Stage 5 | Pos Pos | Penalties | Time | Gap |
|-------------------------|-------|--|-------------------|--------------------------|------------|------------|------------|------------|------------|------------|------------|------------|------------|-----------|-------------------|-------------|
| MEN Master 40+ | | | | | | | | | | | | | | | | |
| 9 | 713 | POLNAU Jason | CAN.1976.23540 | 0:23:13.93 0:09:36.69 | 10 11 | 0:07:01.55 | 6 | 0:06:56.80 | 14 | 0:11:13.46 | 6 | 0:06:14.04 | 15 | | 1:04:16.47 | +0:06:21.27 |
| 10 | 718 | SIMARD Kevin | CAN.1976.24577 | 0:23:29.72 0:09:35.93 | 12 10 | 0:07:00.77 | 5 | 0:06:56.78 | 13 | 0:11:22.15 | 9 | 0:05:55.25 | 11 | | 1:04:20.60 | +0:06:25.40 |
| 11 | 724 | TREGLIA Benedict | USA.1970.22762 | 0:23:08.88 0:09:33.69 | 9 9 | 0:07:43.30 | 19 | 0:06:52.27 | 12 | 0:11:25.13 | 10 | 0:06:04.45 | 13 | | 1:04:47.72 | +0:06:52.52 |
| 12 | 712 | CARREZ Cedric Intense Mavic Collective | FRA.1978.23588 | 0:23:48.99 0:09:27.72 | 16 8 | 0:07:24.23 | 13 | 0:06:51.25 | 11 | 0:11:28.52 | 11 | 0:05:54.52 | 9 | | 1:04:55.23 | +0:07:00.03 |
| 13 | 720 | EVANS Jeff | USA.1974.24618 | 0:23:32.62 0:09:40.32 | 14 14 | 0:07:38.71 | 16 | 0:07:03.58 | 17 | 0:11:53.53 | 13 | 0:06:22.65 | 17 | | 1:06:11.41 | +0:08:16.21 |
| 14 | 703 | G.T. CLYNE Michael | GBR.1978.25027 | 0:24:08.70 0:10:40.00 | 17 22 | 0:07:14.12 | 10 | 0:06:41.90 | 9 | 0:11:41.45 | 12 | 0:05:46.90 | 6 | | 1:06:13.07 | +0:08:17.87 |
| 15 | 719 | STERCKX Ronny | CAN.1979.22632 | 0:24:18.34 0:09:39.54 | 19 13 | 0:07:42.26 | 18 | 0:06:40.79 | 8 | 0:12:02.02 | 15 | 0:06:14.35 | 16 | | 1:06:37.30 | +0:08:42.10 |
| 16 | 725 | BUTLER Brian | USA.1977.23603 | 0:23:30.65 0:10:04.08 | 13 16 | 0:07:44.50 | 20 | 0:06:50.90 | 10 | 0:12:35.03 | 21 | 0:06:23.45 | 18 | | 1:07:08.61 | +0:09:13.41 |
| 17 | 721 | PFAFFENBERGER David | CAN.1971.22605 | 0:24:22.75 0:10:09.15 | 20 19 | 0:07:52.92 | 22 | 0:07:04.16 | 18 | 0:12:04.62 | 17 | 0:05:54.79 | 10 | | 1:07:28.39 | +0:09:33.19 |
| 18 | 717 | RACINE Guillaume | CAN.1978.21839 | 0:23:45.73 0:10:28.97 | 15 20 | 0:07:41.90 | 17 | 0:07:00.95 | 15 | 0:12:26.23 | 19 | 0:06:12.85 | 14 | | 1:07:36.63 | +0:09:41.43 |
| 19 | 707 | BRANSTON Cain | AUS.1977.25248 | 0:24:28.93 0:10:04.36 | 22 17 | 0:07:32.42 | 14 | 0:07:40.92 | 23 | 0:12:02.49 | 16 | 0:06:41.98 | 20 | | 1:08:31.10 | +0:10:35.90 |
| 20 | 716 | WELLMAN Garry | AUS.1978.24703 | 0:24:38.25 0:10:02.70 | 23 15 | 0:07:50.85 | 21 | 0:07:31.07 | 22 | 0:12:41.87 | 22 | 0:06:59.85 | 21 | | 1:09:44.59 | +0:11:49.39 |

Timing and results by SPORTident

created on 11.08.2019 19:48:17

12/22





CamelBak Canadian Open Enduro presented by Specialized

Whistler, Canada
10-11 August 2019



RESULTS OVERALL

| Pos | Plate | Name Team | Nat EWS number | Stage 1Q Stage 6 | Pos Pos | Stage 2 | Pos Pos | Stage 3 | Pos Pos | Stage 4 | Pos Pos | Stage 5 | Pos Pos | Penalties | Time | Gap |
|-------------------------|-------|--|-------------------|---------------------------------|------------|-------------------|------------|-------------------|------------|-------------------|------------|------------|------------|-----------|-------------------|-------------|
| MEN Master 40+ | | | | | | | | | | | | | | | | |
| 21 | 722 | ROGERS Deane | AUS.1976.25267 | 0:24:08.91 0:10:29.39 | 18 21 | 0:08:26.00 | 23 | 0:07:04.98 | 19 | 0:12:26.70 | 20 | 0:07:14.78 | 22 | | 1:09:50.76 | +0:11:55.56 |
| 22 | 714 | MCNEIL John | GBR.1969.21394 | 0:24:26.18 0:10:04.73 | 21 18 | 0:07:18.80 | 11 | 0:07:01.67 | 16 | 0:24:43.45 | 23 | 0:06:36.37 | 19 | | 1:20:11.20 | +0:22:16.00 |
| DNF | 715 | WINKLER Gabor | HUN.1974.22246 | 0:33:34.81 | 24 | 0:07:32.88 | 15 | 0:07:29.87 | 21 | 0:12:16.26 | 18 | 0:07:53.14 | 23 | | | |
| DNF | 711 | TARIS Mathieu | FRA.1978.25164 | 0:22:51.45 | 7 | | | | | | | | | | | |
| MEN Under 21 | | | | | | | | | | | | | | | | |
| 1 | 423 | MENZIES Jack | CAN.2001.22519 | 0:21:16.24 <u>0:08:12.59</u> | 3 1 | 0:06:20.48 | 8 | <u>0:05:36.65</u> | 1 | <u>0:09:57.53</u> | 1 | 0:05:02.37 | 4 | | 0:56:25.86 | |
| 2 | 418 | RICHARDSON John BBCL NZ Arapi Enduro Team | NZL.1999.22929 | 0:21:20.67 0:08:19.43 | 4 4 | 0:06:13.72 | 4 | 0:05:39.55 | 2 | 0:10:14.96 | 10 | 0:05:02.45 | 5 | | 0:56:50.78 | +0:00:24.92 |
| 3 | 413 | WALL Evan | CAN.1999.23531 | 0:21:31.97 0:08:15.72 | 6 2 | 0:06:13.67 | 3 | 0:05:57.17 | 9 | 0:10:00.89 | 5 | 0:05:00.93 | 2 | | 0:57:00.35 | +0:00:34.49 |
| 4 | 401 | VIDAL Antoine Commencal Vallnord Enduro Racing Team | FRA.2001.25035 | <u>0:20:55.07</u> 0:08:32.90 | 1 11 | <u>0:05:52.12</u> | 1 | 0:05:44.75 | 3 | 0:10:47.30 | 18 | 0:05:11.00 | 10 | | 0:57:03.14 | +0:00:37.28 |
| 5 | 402 | STONE Brady | NZL.2000.23119 | 0:21:06.86 0:08:23.26 | 2 7 | 0:06:22.74 | 9 | 0:05:49.90 | 6 | 0:09:59.35 | 3 | 0:05:25.55 | 18 | | 0:57:07.66 | +0:00:41.80 |
| 6 | 406 | LADEIRA Tiago Miranda Racing Team | POR.2000.30395 | 0:21:50.64 0:08:19.29 | 15 3 | 0:06:09.32 | 2 | 0:05:55.68 | 8 | 0:10:04.88 | 6 | 0:05:08.54 | 9 | | 0:57:28.35 | +0:01:02.49 |
| 7 | 414 | MCCONVILLE Milton | CAN.2002.23435 | 0:21:48.98 0:08:21.60 | 14 6 | 0:06:15.07 | 5 | 0:05:47.19 | 5 | 0:09:59.00 | 2 | 0:05:16.75 | 15 | | 0:57:28.59 | +0:01:02.73 |

Timing and results by SPORTident

created on 11.08.2019 19:48:17

13/22





CamelBak Canadian Open Enduro presented by Specialized

Whistler, Canada
10-11 August 2019



RESULTS OVERALL

| Pos | Plate | Name Team | Nat EWS number | Stage 1Q Stage 6 | Pos Pos | Stage 2 | Pos Pos | Stage 3 | Pos Pos | Stage 4 | Pos Pos | Stage 5 | Pos Pos | Penalties | Time | Gap |
|-----------------------|-------|---|-------------------|--------------------------|------------|------------|------------|------------|------------|------------|------------|-------------------|------------|-----------|-------------------|-------------|
| MEN Under 21 | | | | | | | | | | | | | | | | |
| 8 | 403 | SECONDI Nathan | FRA.1999.22133 | 0:21:44.70 0:08:27.47 | 11 10 | 0:06:19.25 | 7 | 0:05:54.18 | 7 | 0:10:18.28 | 12 | 0:05:04.92 | 6 | | 0:57:48.80 | +0:01:22.94 |
| 9 | 405 | HEINIGER Nils | NZL.1999.25218 | 0:21:30.33 0:08:26.13 | 5 9 | 0:06:25.22 | 10 | 0:06:10.30 | 18 | 0:10:05.50 | 8 | 0:05:14.12 | 11 | | 0:57:51.60 | +0:01:25.74 |
| 10 | 412 | TOOKE Jacob | CAN.1999.22078 | 0:21:56.97 0:08:44.81 | 17 14 | 0:06:16.80 | 6 | 0:06:01.88 | 14 | 0:10:12.79 | 9 | 0:05:01.18 | 3 | | 0:58:14.43 | +0:01:48.57 |
| 11 | 424 | SEDLAK Max | USA.2000.22259 | 0:22:18.81 0:08:19.64 | 22 5 | 0:06:41.50 | 17 | 0:06:09.02 | 16 | 0:10:05.40 | 7 | 0:05:15.87 | 14 | | 0:58:50.24 | +0:02:24.38 |
| 12 | 411 | STERCKX Nathan | CAN.2001.22631 | 0:21:48.03 0:08:52.97 | 13 19 | 0:06:37.45 | 15 | 0:06:11.03 | 19 | 0:10:26.30 | 15 | <u>0:04:58.43</u> | <u>1</u> | | 0:58:54.21 | +0:02:28.35 |
| 13 | 407 | CAMOIN Francescu Specialized Racing Team | FRA.2001.23545 | 0:22:02.23 0:08:45.97 | 19 15 | 0:06:25.92 | 11 | 0:05:58.38 | 10 | 0:10:24.32 | 14 | 0:05:18.17 | 17 | | 0:58:54.99 | +0:02:29.13 |
| 14 | 430 | BUCHANAN Brayden | USA.1999.21903 | 0:21:47.93 0:08:51.47 | 12 17 | 0:06:37.03 | 14 | 0:05:59.27 | 11 | 0:10:28.00 | 16 | 0:05:14.82 | 13 | | 0:58:58.52 | +0:02:32.66 |
| 15 | 417 | SHARMAN Fletcher | NZL.1999.23132 | 0:21:39.37 0:08:50.92 | 9 16 | 0:06:53.67 | 23 | 0:06:00.45 | 13 | 0:10:21.10 | 13 | 0:05:32.50 | 19 | | 0:59:18.01 | +0:02:52.15 |
| 16 | 432 | MORGAN Myles | USA.2001.24399 | 0:22:01.05 0:08:54.51 | 18 20 | 0:06:27.27 | 12 | 0:06:09.93 | 17 | 0:10:58.60 | 22 | 0:05:14.70 | 12 | | 0:59:46.06 | +0:03:20.20 |
| 17 | 420 | KAHN David | USA.2000.23224 | 0:22:17.20 0:08:56.42 | 21 21 | 0:06:46.18 | 20 | 0:06:17.99 | 22 | 0:11:06.20 | 24 | 0:05:17.03 | 16 | | 1:00:41.02 | +0:04:15.16 |
| 18 | 429 | SERRA Paul | FRA.2000.21708 | 0:21:53.56 0:08:57.01 | 16 22 | 0:06:53.22 | 21 | 0:06:03.07 | 15 | 0:11:05.40 | 23 | 0:05:56.47 | 25 | | 1:00:48.73 | +0:04:22.87 |
| 19 | 410 | BEAN Nicolas | USA.1999.22730 | 0:22:03.44 0:08:58.10 | 20 23 | 0:06:41.40 | 16 | 0:06:18.98 | 23 | 0:11:06.90 | 25 | 0:05:48.32 | 24 | | 1:00:57.14 | +0:04:31.28 |

Timing and results by SPORTident

created on 11.08.2019 19:48:17

14/22





CamelBak Canadian Open Enduro presented by Specialized

Whistler, Canada
10-11 August 2019













RESULTS OVERALL

| Pos | Plate | Name Team | Nat EWS number | Stage 1Q Stage 6 | Pos Pos | Stage 2 | Pos Pos | Stage 3 | Pos Pos | Stage 4 | Pos Pos | Stage 5 | Pos Pos | Penalties | Time | Gap |
|-----------------------|-------|---------------------------------------|-------------------|--------------------------|------------|------------|------------|------------|------------|------------|------------|------------|------------|------------|-------------------|-------------|
| MEN Under 21 | | | | | | | | | | | | | | | | |
| 20 | 425 | WEYMAN Tyler | USA.1999.22306 | 0:21:33.66 0:08:39.24 | 8 13 | 0:06:55.55 | 25 | 0:06:17.12 | 21 | 0:10:57.23 | 21 | 0:06:57.10 | 26 | | 1:01:19.90 | +0:04:54.04 |
| 21 | 421 | PESTAK Martin | CZE.2000.22245 | 0:23:24.93 0:08:51.74 | 24 18 | 0:07:14.77 | 26 | 0:06:28.10 | 24 | 0:10:50.35 | 20 | 0:05:32.58 | 20 | | 1:02:22.47 | +0:05:56.61 |
| 22 | 408 | KYME Roland | AUS.2000.24650 | 0:22:33.88 0:08:37.49 | 23 12 | 0:06:46.07 | 19 | 0:08:31.80 | 28 | 0:10:46.41 | 17 | 0:05:41.87 | 23 | | 1:02:57.52 | +0:06:31.66 |
| 23 | 433 | PAREDES MORENO Jose Pablo | CHI.2001.23001 | 0:23:37.55 0:09:28.00 | 26 25 | 0:06:53.48 | 22 | 0:06:31.42 | 25 | 0:11:30.70 | 26 | 0:05:41.28 | 22 | 0:01:00.00 | 1:04:42.43 | +0:08:16.57 |
| 24 | 434 | MARIN Victor | MEX.2000.24997 | 0:24:24.43 0:09:56.53 | 27 26 | 0:08:02.02 | 27 | 0:07:45.27 | 27 | 0:12:07.40 | 27 | 0:07:00.93 | 27 | | 1:09:16.58 | +0:12:50.72 |
| 25 | 427 | BOLDI Trevor | USA.1999.26780 | 0:32:15.45 0:08:58.11 | 31 24 | 0:06:41.75 | 18 | 0:06:14.23 | 20 | 0:10:47.40 | 19 | 0:05:37.70 | 21 | | 1:10:34.64 | +0:14:08.78 |
| 26 | 415 | WALSH Sam | AUS.2000.24527 | 0:21:42.94 0:29:14.86 | 10 27 | 0:06:29.62 | 13 | 0:05:46.89 | 4 | 0:09:59.37 | 4 | 0:05:05.86 | 7 | | 1:18:19.54 | +0:21:53.68 |
| DNF | 404 | AGURTO GALLEGUILLOS Felipe Ignacio | CHI.2000.22474 | | | 0:06:53.93 | 24 | 0:06:00.17 | 12 | 0:10:15.25 | 11 | 0:05:06.37 | 8 | | | |
| DNF | 426 | ROGERS Grant | USA.1999.23484 | 0:23:26.56 | 25 | 0:08:16.00 | 28 | 0:07:34.90 | 26 | 0:20:23.00 | 28 | | | | | |
| DNF | 419 | MEIER-SMITH Luke | AUS.2002.25147 | 0:21:33.02 | 7 | | | | | | | | | | | |
| DNF | 428 | STEPHENS Matthew | AUS.1999.22396 | 0:24:26.25 | 28 | | | | | | | | | | | |



RESULTS OVERALL

| Pos | Plate | Name Team | Nat EWS number | Stage 1Q Stage 6 | Pos Pos | Stage 2 | Pos Pos | Stage 3 | Pos Pos | Stage 4 | Pos Pos | Stage 5 | Pos Pos | Penalties | Time | Gap |
|-----------------------|-------|---|---|---------------------------------|---------------|-------------------|------------|-------------------|------------|-------------------|------------|-------------------|------------|-----------|-------------------|-------------|
| MEN Under 21 | | | | | | | | | | | | | | | | |
| DNF | 416 | SZAYNA Erik |  USA.1999.21615 | 0:25:39.31 | 29 | | | | | | | | | | | |
| DNF | 422 | ADAMI Maxim |  CZE.2001.22512 | 0:28:39.92 | 30 | | | | | | | | | | | |
| DNS | 409 | WOOLLEY Kasper |  CAN.1999.21348 | | | | | | | | | | | | | |
| WOMEN | | | | | | | | | | | | | | | | |
| 1 | 2 | COURDURIER Isabeau Intense Mavic Collective |  FRA.1994.21731 | <u>0:22:32.73</u> 0:09:11.52 | <u>1</u> 5 | 0:07:02.60 | 2 | 0:06:40.74 | 4 | 0:10:54.77 | 2 | <u>0:05:37.35</u> | <u>1</u> | | 1:01:59.71 | |
| 2 | 4 | KOREM Noga GT Factory Racing |  ISR.1991.21660 | 0:22:48.27 0:09:06.38 | 2 3 | 0:07:06.82 | 3 | 0:06:39.24 | 2 | <u>0:10:50.40</u> | <u>1</u> | 0:05:44.38 | 2 | | 1:02:15.49 | +0:00:15.78 |
| 3 | 302 | LANTHIER NADEAU Andreane Rocky Mountain/Race Face Enduro Team |  CAN.1993.21609 | 0:22:50.23 <u>0:08:55.90</u> | 3 <u>1</u> | <u>0:06:48.77</u> | <u>1</u> | 0:06:39.25 | 3 | 0:11:08.00 | 3 | 0:06:06.75 | 9 | | 1:02:28.90 | +0:00:29.19 |
| 4 | 3 | WINTON Katy Trek Factory Racing |  GBR.1993.21730 | 0:22:58.52 0:09:05.62 | 4 2 | 0:07:21.55 | 7 | 0:06:41.58 | 5 | 0:11:30.22 | 9 | 0:06:04.94 | 6 | | 1:03:42.43 | +0:01:42.72 |
| 5 | 7 | THOMA Ines Canyon Factory Racing |  GER.1989.21750 | 0:23:11.40 0:09:17.06 | 7 7 | 0:07:32.55 | 13 | <u>0:06:35.13</u> | <u>1</u> | 0:11:27.28 | 6 | 0:06:05.12 | 7 | | 1:04:08.54 | +0:02:08.83 |
| 6 | 304 | MORRISON Rae BBCL NZ Arapi Enduro Team |  NZL.1989.21630 | 0:23:18.18 0:09:11.26 | 8 4 | 0:07:31.55 | 12 | 0:06:51.60 | 7 | 0:11:39.70 | 12 | 0:06:08.48 | 10 | | 1:04:40.77 | +0:02:41.06 |
| 7 | 8 | GEHRIG Anita Norco Twins Racing |  SUI.1987.21718 | 0:23:35.58 0:09:43.45 | 11 11 | 0:07:20.09 | 5 | 0:06:50.65 | 6 | 0:11:10.52 | 4 | 0:06:05.30 | 8 | | 1:04:45.59 | +0:02:45.88 |



CamelBak Canadian Open Enduro presented by Specialized

Whistler, Canada
10-11 August 2019














RESULTS OVERALL

| Pos | Plate | Name Team | Nat EWS number | Stage 1Q Stage 6 | Pos Pos | Stage 2 | Pos Pos | Stage 3 | Pos Pos | Stage 4 | Pos Pos | Stage 5 | Pos Pos | Penalties | Time | Gap |
|--------------|-------|--|-------------------|--------------------------|------------|------------|------------|------------|------------|------------|------------|------------|------------|-----------|-------------------|-------------|
| WOMEN | | | | | | | | | | | | | | | | |
| 8 | 6 | COOK Becky Orbea Enduro Team | GBR.1986.21664 | 0:23:40.34 0:09:16.36 | 12 6 | 0:07:24.52 | 10 | 0:07:35.25 | 23 | 0:11:20.00 | 5 | 0:05:45.62 | 3 | | 1:05:02.09 | +0:03:02.38 |
| 9 | 303 | MILLER Miranda Kona Factory Team | CAN.1990.21687 | 0:23:06.06 0:09:26.99 | 5 8 | 0:07:20.45 | 6 | 0:07:25.48 | 18 | 0:11:33.87 | 10 | 0:06:39.78 | 18 | | 1:05:32.63 | +0:03:32.92 |
| 10 | 5 | BARAONA Bex Ibis Cycles Enduro Race Team | GBR.1993.21715 | 0:24:22.67 0:09:29.02 | 23 9 | 0:07:23.83 | 9 | 0:07:12.59 | 13 | 0:11:29.87 | 8 | 0:06:02.07 | 4 | | 1:06:00.05 | +0:04:00.34 |
| 11 | 301 | CHARRE Morgane | FRA.1990.21958 | 0:23:09.00 0:09:45.64 | 6 13 | 0:07:10.65 | 4 | 0:06:58.57 | 8 | 0:12:22.36 | 21 | 0:06:42.03 | 19 | | 1:06:08.25 | +0:04:08.54 |
| 12 | 316 | SLACO Emily | CAN.1983.24647 | 0:24:57.75 0:09:44.65 | 30 12 | 0:07:31.31 | 11 | 0:07:10.42 | 10 | 0:11:29.37 | 7 | 0:06:21.41 | 12 | | 1:07:14.91 | +0:05:15.20 |
| 13 | 307 | WIEDENROTH Sofia Cube Action Team | GER.1995.24544 | 0:24:04.00 0:09:55.37 | 17 15 | 0:07:57.93 | 23 | 0:07:18.27 | 16 | 0:11:45.07 | 14 | 0:06:34.05 | 16 | | 1:07:34.69 | +0:05:34.98 |
| 14 | 10 | GEHRIG Carolin Norco Twins Racing | SUI.1987.21665 | 0:24:22.70 0:10:04.73 | 24 19 | 0:07:51.70 | 20 | 0:07:09.59 | 9 | 0:11:40.21 | 13 | 0:06:37.02 | 17 | | 1:07:45.95 | +0:05:46.24 |
| 15 | 326 | MAKGILL Jennifer | NZL.1986.25261 | 0:23:34.47 0:10:25.19 | 10 28 | 0:07:49.10 | 19 | 0:07:20.50 | 17 | 0:11:52.35 | 15 | 0:06:55.57 | 23 | | 1:07:57.18 | +0:05:57.47 |
| 16 | 9 | ESPINEIRA HERREROS Florencia | CHI.1992.22941 | 0:23:43.70 0:10:18.73 | 13 24 | 0:07:54.85 | 22 | 0:07:16.58 | 14 | 0:12:21.00 | 20 | 0:06:31.65 | 15 | | 1:08:06.51 | +0:06:06.80 |
| 17 | 314 | PICTON Leonie | AUS.1986.22420 | 0:23:56.52 0:10:03.96 | 15 18 | 0:07:48.20 | 18 | 0:07:55.13 | 33 | 0:12:13.98 | 19 | 0:06:30.25 | 14 | | 1:08:28.04 | +0:06:28.33 |
| 18 | 320 | MCHUGH Jennifer | CAN.1995.21605 | 0:24:00.90 0:10:14.44 | 16 23 | 0:07:41.05 | 16 | 0:07:17.75 | 15 | 0:12:02.30 | 17 | 0:07:26.52 | 32 | | 1:08:42.96 | +0:06:43.25 |



RESULTS OVERALL

| Pos | Plate | Name Team | Nat EWS number | Stage 1Q Stage 6 | Pos Pos | Stage 2 | Pos Pos | Stage 3 | Pos Pos | Stage 4 | Pos Pos | Stage 5 | Pos Pos | Penalties | Time | Gap |
|--------------|-------|---|---|--------------------------|------------|------------|------------|------------|------------|------------|------------|------------|------------|-----------|-------------------|-------------|
| WOMEN | | | | | | | | | | | | | | | | |
| 19 | 322 | HAMILTON Clare |  USA.1996.22372 | 0:24:22.63 0:09:33.03 | 22 10 | 0:08:01.32 | 24 | 0:07:55.93 | 34 | 0:12:28.13 | 23 | 0:06:47.63 | 20 | | 1:09:08.67 | +0:07:08.96 |
| 20 | 311 | GILL Martha |  GBR.1997.22469 | 0:24:19.82 0:10:04.99 | 20 20 | 0:08:55.57 | 37 | 0:07:27.52 | 20 | 0:12:11.58 | 18 | 0:06:28.19 | 13 | | 1:09:27.67 | +0:07:27.96 |
| 21 | 318 | NESTLEROVA Fejola Stepanka |  CZE.1985.21761 | 0:24:24.23 0:10:01.22 | 25 17 | 0:08:02.70 | 25 | 0:07:48.93 | 32 | 0:12:27.60 | 22 | 0:06:50.72 | 22 | | 1:09:35.40 | +0:07:35.69 |
| 22 | 312 | TAYLOR Chloe |  GBR.1998.23462 | 0:24:07.81 0:10:35.17 | 18 29 | 0:07:47.95 | 17 | 0:07:33.25 | 22 | 0:12:37.75 | 25 | 0:07:17.05 | 30 | | 1:09:58.98 | +0:07:59.27 |
| 23 | 306 | GALLEAN Chloe Team Lapierre |  FRA.1994.21676 | 0:25:08.03 0:09:57.61 | 31 16 | 0:07:54.53 | 21 | 0:07:43.87 | 27 | 0:12:43.73 | 26 | 0:07:02.25 | 24 | | 1:10:30.02 | +0:08:30.31 |
| 24 | 328 | LEGGETT Alicia |  USA.1995.22397 | 0:24:20.70 0:10:20.29 | 21 25 | 0:08:13.30 | 28 | 0:07:38.47 | 24 | 0:13:00.13 | 28 | 0:07:12.68 | 29 | | 1:10:45.57 | +0:08:45.86 |
| 25 | 319 | NEWELL Melissa |  NZL.1979.21458 | 0:24:44.49 0:10:46.57 | 27 31 | 0:08:16.37 | 30 | 0:07:58.14 | 36 | 0:12:28.93 | 24 | 0:07:03.05 | 25 | | 1:11:17.55 | +0:09:17.84 |
| 26 | 313 | SHARP Katherine |  GBR.1994.21662 | 0:24:07.82 0:11:17.47 | 19 33 | 0:08:21.00 | 31 | 0:07:46.50 | 30 | 0:12:52.77 | 27 | 0:07:11.63 | 28 | | 1:11:37.19 | +0:09:37.48 |
| 27 | 305 | DUVERT Julie Ibis Cycles Enduro Race Team |  FRA.1996.21719 | 0:25:24.18 0:10:11.08 | 35 22 | 0:08:06.50 | 26 | 0:07:45.60 | 29 | 0:13:13.58 | 32 | 0:07:05.68 | 27 | | 1:11:46.62 | +0:09:46.91 |
| 28 | 325 | SPITTLEHOUSE Katie |  CAN.1991.24408 | 0:25:47.57 0:10:09.54 | 38 21 | 0:08:38.53 | 35 | 0:07:43.30 | 25 | 0:13:01.94 | 29 | 0:06:47.83 | 21 | | 1:12:08.71 | +0:10:09.00 |
| 29 | 330 | MCKIRDY Angeline |  CAN.1992.23461 | 0:25:20.14 0:10:23.79 | 34 26 | 0:08:36.04 | 34 | 0:07:45.43 | 28 | 0:13:10.88 | 30 | 0:07:03.15 | 26 | | 1:12:19.43 | +0:10:19.72 |



CamelBak Canadian Open Enduro presented by Specialized

Whistler, Canada
10-11 August 2019



RESULTS OVERALL

| Pos | Plate | Name Team | Nat EWS number | Stage 1Q Stage 6 | Pos Pos | Stage 2 | Pos Pos | Stage 3 | Pos Pos | Stage 4 | Pos Pos | Stage 5 | Pos Pos | Penalties | Time | Gap |
|--------------|-------|---------------------------------------|-------------------|--------------------------|------------|------------|------------|------------|------------|------------|------------|------------|------------|-----------|-------------------|-------------|
| WOMEN | | | | | | | | | | | | | | | | |
| 30 | 321 | MURDOCK Porsha | USA.1991.22373 | 0:25:18.00 0:10:44.30 | 33 30 | 0:08:22.21 | 32 | 0:07:58.87 | 37 | 0:13:16.50 | 34 | 0:07:28.72 | 33 | | 1:13:08.60 | +0:11:08.89 |
| 31 | 327 | LEIVSDOTTIR Vera | NOR.1991.23518 | 0:25:08.53 0:11:17.94 | 32 34 | 0:08:23.37 | 33 | 0:07:48.35 | 31 | 0:13:13.20 | 31 | 0:07:18.37 | 31 | | 1:13:09.76 | +0:11:10.05 |
| 32 | 331 | BEAUMONT Rebecca | CAN.1990.30328 | 0:25:45.16 0:10:52.66 | 37 32 | 0:08:16.23 | 29 | 0:07:26.54 | 19 | 0:13:16.44 | 33 | 0:08:44.24 | 36 | | 1:14:21.27 | +0:12:21.56 |
| 33 | 324 | WESTERMANN Lia | USA.1998.22981 | 0:23:55.92 0:11:45.02 | 14 35 | 0:08:40.17 | 36 | 0:07:43.70 | 26 | 0:13:34.98 | 36 | 0:09:31.93 | 38 | | 1:15:11.72 | +0:13:12.01 |
| 34 | 333 | LAWTON Abigale | GBR.1998.22765 | 0:27:05.17 0:12:18.53 | 39 36 | 0:09:11.15 | 40 | 0:09:07.68 | 40 | 0:14:04.35 | 37 | 0:08:40.92 | 35 | | 1:20:27.80 | +0:18:28.09 |
| 35 | 315 | PHELAN Brittany | CAN.1991.22369 | 0:38:04.95 0:09:52.60 | 44 14 | 0:07:22.98 | 8 | 0:07:10.84 | 11 | 0:11:58.25 | 16 | 0:06:03.50 | 5 | | 1:20:33.12 | +0:18:33.41 |
| 36 | 332 | MACKIE Lucy | AUS.1998.25263 | 0:32:21.03 0:10:24.90 | 43 27 | 0:09:01.25 | 38 | 0:07:56.70 | 35 | 0:13:19.33 | 35 | 0:07:56.37 | 34 | | 1:20:59.58 | +0:18:59.87 |
| 37 | 335 | MARQUARDT Annelie | AUS.1989.24614 | 0:28:14.89 0:13:25.51 | 40 38 | 0:11:10.05 | 42 | 0:09:10.30 | 41 | 0:15:23.43 | 38 | 0:10:12.95 | 39 | | 1:27:37.13 | +0:25:37.42 |
| 38 | 336 | DINGLE Sasha | USA.1988.23522 | 0:31:03.21 0:12:38.20 | 42 37 | 0:10:40.07 | 41 | 0:09:10.77 | 42 | 0:15:39.57 | 39 | 0:09:08.63 | 37 | | 1:28:20.45 | +0:26:20.74 |
| 39 | 337 | JECHOW COUTINHO Barbara Regina | BRA.1994.24728 | 0:29:02.92 0:15:02.42 | 41 39 | 0:11:18.30 | 43 | 0:08:49.09 | 39 | 0:17:02.28 | 40 | 0:10:24.95 | 40 | | 1:31:39.96 | +0:29:40.25 |
| DNF | 308 | BERGEMANN Hannah Kona Factory Team | USA.1996.22405 | 0:24:48.70 | 28 | 0:07:37.53 | 15 | 0:07:11.77 | 12 | 0:11:38.55 | 11 | 0:06:13.25 | 11 | | | |





CamelBak Canadian Open Enduro presented by Specialized

Whistler, Canada
10-11 August 2019



RESULTS OVERALL

| Pos | Plate | Name Team | Nat EWS number | Stage 1Q Stage 6 | Pos Pos | Stage 2 | Pos Pos | Stage 3 | Pos Pos | Stage 4 | Pos Pos | Stage 5 | Pos Pos | Penalties | Time | Gap |
|---------------------------|-------|---|-------------------|--------------------------|------------|------------|------------|------------|------------|------------|------------|------------|------------|-----------|------------|-------------|
| WOMEN | | | | | | | | | | | | | | | | |
| DNF | 323 | PAVON Alexandra | USA.1994.22371 | 0:24:38.14 | 26 | 0:08:06.52 | 27 | 0:07:33.15 | 21 | | | | | | | |
| DNF | 329 | GREASER Jena | USA.1986.27520 | 0:25:42.05 | 36 | 0:14:47.55 | 44 | 0:08:12.58 | 38 | | | | | | | |
| DNF | 309 | FLOOD Shelly Kona Factory Team | AUS.1991.27221 | 0:24:55.02 | 29 | 0:09:03.12 | 39 | 0:09:32.27 | 43 | | | | | | | |
| DNF | 310 | KINTNER Jill | USA.1981.22648 | 0:23:30.52 | 9 | 0:07:37.48 | 14 | | | | | | | | | |
| DNF | 334 | HORE Rachel | AUS.1992.24412 | | | | | | | | | | | | | |
| WOMEN Master 35+ | | | | | | | | | | | | | | | | |
| 1 | 601 | PAULIN Louise Margareta Ibis Cycles Enduro Race Team | SWE.1978.21619 | 0:24:44.02 0:09:53.88 | 1 1 | 0:07:51.67 | 1 | 0:07:32.26 | 2 | 0:12:19.87 | 2 | 0:06:34.10 | 1 | | 1:08:55.80 | |
| 2 | 603 | WUNDERLIN Alba | SUI.1984.23104 | 0:25:26.49 0:10:25.25 | 2 3 | 0:08:23.61 | 2 | 0:07:25.35 | 1 | 0:12:09.25 | 1 | 0:06:58.90 | 2 | | 1:10:48.85 | +0:01:53.05 |
| 3 | 607 | STORMER Kirsty | NZL.1983.23330 | 0:25:42.90 0:10:23.25 | 3 2 | 0:08:31.70 | 3 | 0:07:33.25 | 3 | 0:12:40.10 | 3 | 0:07:16.00 | 3 | | 1:12:07.20 | +0:03:11.40 |
| 4 | 605 | CHADWICK Megan | CAN.1978.21886 | 0:26:27.67 0:11:43.88 | 4 4 | 0:08:32.15 | 4 | 0:07:59.29 | 4 | 0:14:23.58 | 5 | 0:08:07.47 | 5 | | 1:17:14.04 | +0:08:18.24 |
| 5 | 604 | MICHEL Daniela | SUI.1981.21559 | 0:27:24.67 0:11:50.42 | 5 5 | 0:09:26.70 | 5 | 0:08:46.92 | 5 | 0:14:04.99 | 4 | 0:07:37.00 | 4 | | 1:19:10.70 | +0:10:14.90 |
| 6 | 606 | PROPST Amanda | USA.1984.21892 | 0:28:10.05 0:12:49.24 | 6 6 | 0:10:22.10 | 6 | 0:08:58.45 | 6 | 0:14:28.30 | 6 | 0:08:59.07 | 6 | | 1:23:47.21 | +0:14:51.41 |

Timing and results by SPORTident

created on 11.08.2019 19:48:17

20/22





CamelBak Canadian Open Enduro presented by Specialized

Whistler, Canada
10-11 August 2019



RESULTS OVERALL

| Pos | Plate | Name Team | Nat EWS number | Stage 1Q Stage 6 | Pos Pos | Stage 2 | Pos Pos | Stage 3 | Pos Pos | Stage 4 | Pos Pos | Stage 5 | Pos Pos | Penalties | Time | Gap |
|---------------------------|-------|-------------------|-------------------|---------------------------------|---------------|-------------------|------------|-------------------|------------|-------------------|------------|-------------------|------------|-----------|-------------------|-------------|
| WOMEN Master 35+ | | | | | | | | | | | | | | | | |
| 7 | 608 | KANAYAN Heidi | USA.1982.24737 | 0:28:45.85 0:13:22.90 | 7 7 | 0:13:25.59 | 7 | 0:10:50.25 | 7 | 0:16:50.88 | 7 | 0:11:26.85 | 7 | | 1:34:42.32 | +0:25:46.52 |
| DNF | 602 | MCCONNELOUG Mary | USA.1971.22390 | 0:34:00.88 | 8 | | | | | | | | | | | |
| WOMEN Under 21 | | | | | | | | | | | | | | | | |
| 1 | 503 | SCHICK Lucy | CAN.2000.23447 | 0:24:42.80 0:10:21.80 | 3 3 | 0:07:46.13 | 2 | <u>0:07:34.87</u> | <u>1</u> | 0:12:37.02 | 3 | <u>0:06:41.05</u> | <u>1</u> | | 1:09:43.67 | |
| 2 | 504 | NAUGHTON Isabella | USA.2000.24733 | 0:24:40.39 <u>0:09:58.11</u> | 2 <u>1</u> | 0:08:34.72 | 4 | 0:07:46.85 | 3 | 0:12:39.93 | 4 | 0:07:19.58 | 3 | | 1:10:59.58 | +0:01:15.91 |
| 3 | 505 | LONG Julia | CAN.1999.22029 | 0:25:32.29 0:10:01.82 | 4 2 | <u>0:07:42.85</u> | <u>1</u> | 0:07:38.15 | 2 | <u>0:12:18.08</u> | <u>1</u> | 0:07:47.27 | 4 | | 1:11:00.46 | +0:01:16.79 |
| 4 | 507 | GALLO FUENTES Paz | CHI.2002.30413 | <u>0:24:33.69</u> 0:10:25.77 | <u>1</u> 4 | 0:08:46.32 | 5 | 0:08:16.30 | 4 | 0:12:23.68 | 2 | 0:06:43.88 | 2 | | 1:11:09.64 | +0:01:25.97 |
| 5 | 502 | HARRIS Fenella | AUS.2002.25334 | 0:25:33.58 0:11:20.08 | 5 5 | 0:08:10.02 | 3 | 0:08:18.98 | 5 | 0:13:21.29 | 5 | 0:08:32.87 | 5 | | 1:15:16.82 | +0:05:33.15 |
| 6 | 506 | FILLAT Syra | USA.1999.25113 | 0:27:21.85 0:12:18.07 | 6 6 | 0:10:34.43 | 6 | 0:09:01.56 | 6 | 0:14:47.33 | 6 | 0:09:00.95 | 6 | | 1:23:04.19 | +0:13:20.52 |



RESULTS OVERALL

Penalties details

| Plate | Name | Penalty | Description | Location |
|-------|----------------------------------|----------|-------------|----------|
| 98 | Mahon LAMONT | 00:01:00 | late start | S2 |
| 433 | Jose Pablo PAREDES MORENO | 00:01:00 | late start | S2 |

Statistics

| Entries / Nations | Finished | DNF | DSQ | DNS | Weather | Temperature | Distance | Elevation |
|-------------------|----------|-----|-----|-----|---------------|-------------|----------|---------------------|
| 232 / 24 | 198 | 31 | 0 | 3 | Mostly Cloudy | 15 °C | 56 km | +1,396 m / -4,551 m |

DNF: did not finish · DNS: did not start · DSQ: disqualified